



Worksheets

Worksheet 1

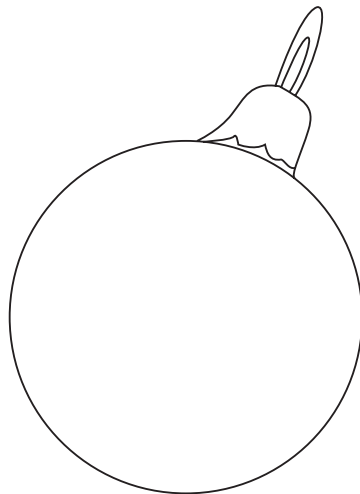
1. Continue the pattern and colour it.



- 2 a. Colour the Christmas bell with its designs.



- b. Draw patterns on the christmas ball and colour it.



3. Continue the pattern by filling in the missing numbers.



4. Complete the pattern.



5. Complete the following number sequences.


a. 15, 18, 21, 24, 27,,,,,

b. 0, 10, 20, 30, 40,,,,,


c. 25, 50, 75, 100, 125,,,,,

Worksheet 2

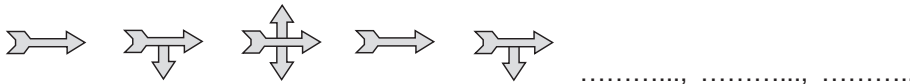
1. Continue the pattern and colour it.




2. Continue the pattern by filling in the missing numbers.




3. Complete the following pattern.




4. Complete the number sequence and colour the flowers.



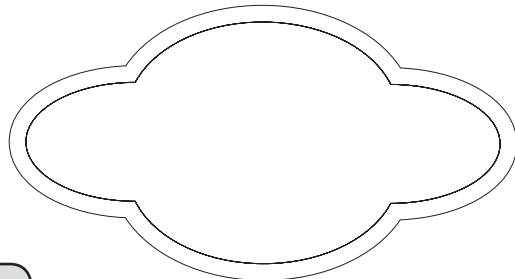
5. Complete the following pattern.



6. a. Colour the following design.



b. Make your own pattern.



Answers to Worksheet 1

- 3. 20, 25, 30
- 5. a. 30, 33, 36, 39, 42, 45
b. 50, 60, 70, 80, 90, 100
c. 150, 175, 200, 225, 250, 275

Answers to Worksheet 2

- 2. 10, 12, 14, 16, 18
- 4. 60, 50, 40